


|  222.42 ac

SOIL CODE	SOIL DESCRIPTION	ACRES	%	CPI	NCCPI	CAP
108	Bieber-Modoc complex, 0 to 5 percent slopes	167.6	75.36	0	14	6e
107	Bieber-Esperanza complex, 0 to 2 percent slopes	45.83	20.61	0	22	6s
271	Oxendine-Sweagert complex, 0 to 5 percent slopes	8.99	4.04	0	20	7s
TOTALS		222.42(*)	100%	-	15.89	6.04









(*) Total acres may differ in the second decimal compared to the sum of each acreage soil. This is due to a round error because we only show the acres of each soil with two decimal.

Capability Legend

Increased Limitations and Hazards

Decreased Adaptability and Freedom of Choice Users

Land, Capability

								
	1	2	3	4	5	6	7	8
'Wild Life'	•	•	•	•	•	•	•	•
Forestry	•	•	•	•	•	•	•	
Limited	•	•	•	•	•	•	•	
Moderate	•	•	•	•	•	•		
Intense	•	•	•	•	•			
Limited	•	•	•	•				
Moderate	•	•	•					
Intense	•	•						
Very Intense	•							

Grazing Cultivation

(c) climatic limitations (e) susceptibility to erosion

(s) soil limitations within the rooting zone (w) excess of water